














## LEGEND

Permanent Features		Temporary Features	
	Building		Natural litter (leaves, twigs, etc.)
	Trees		Water
	Sidewalk		Oil
	Parking lot		Trash
	Downspout		Slow flow
	Trash can		Fast flow

## LEGEND

Permanent Features		Temporary Features
	Storm drain	
	Flower beds	
	Grass	
	Playground	