



Water Education for Teachers

---

# Project WET USA 2016 Annual Report

# Host Intentions Reporting in 2016

---


Host Institutions*	Coordinators*	Host Institutions Reporting
74	88	47 (64%)

---

\*at year end

Educators Trained	7,063
Students Reached	353,680

## Network Reach



## Education Events



## Experience Contributed



**88**

Coordinators



**895 years**

Experience in  
Environmental  
Education



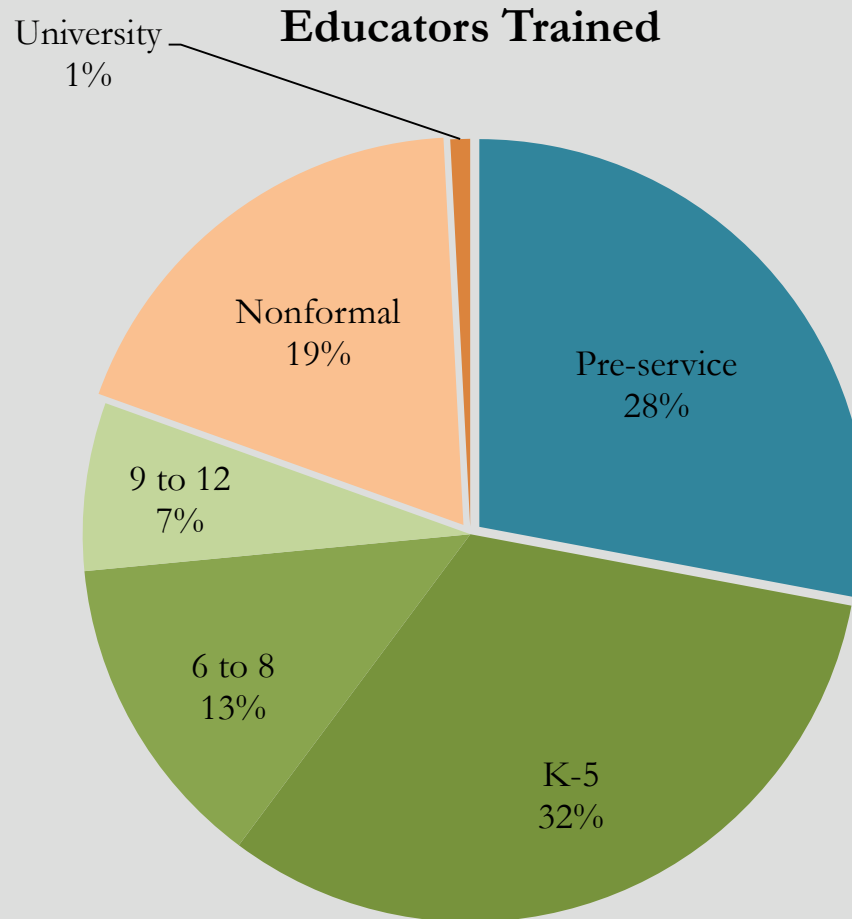
**\$1.72 million**

In-kind Contribution  
in 2016

# The Cumulative Effect

Every year the Project WET USA network trains thousands of new educators in Project WET. Educators trained in past years also continue to use Project WET with the new students they teach, creating a cumulative effect of new students reached every year. The numbers shown here are a conservative estimate of educators and students using Project WET in 2016 based on known numbers over the past three years.

# Who did we train in 2016?



# 2016 Workshop Evaluation Data online evaluations- ProjectWETUSA.org

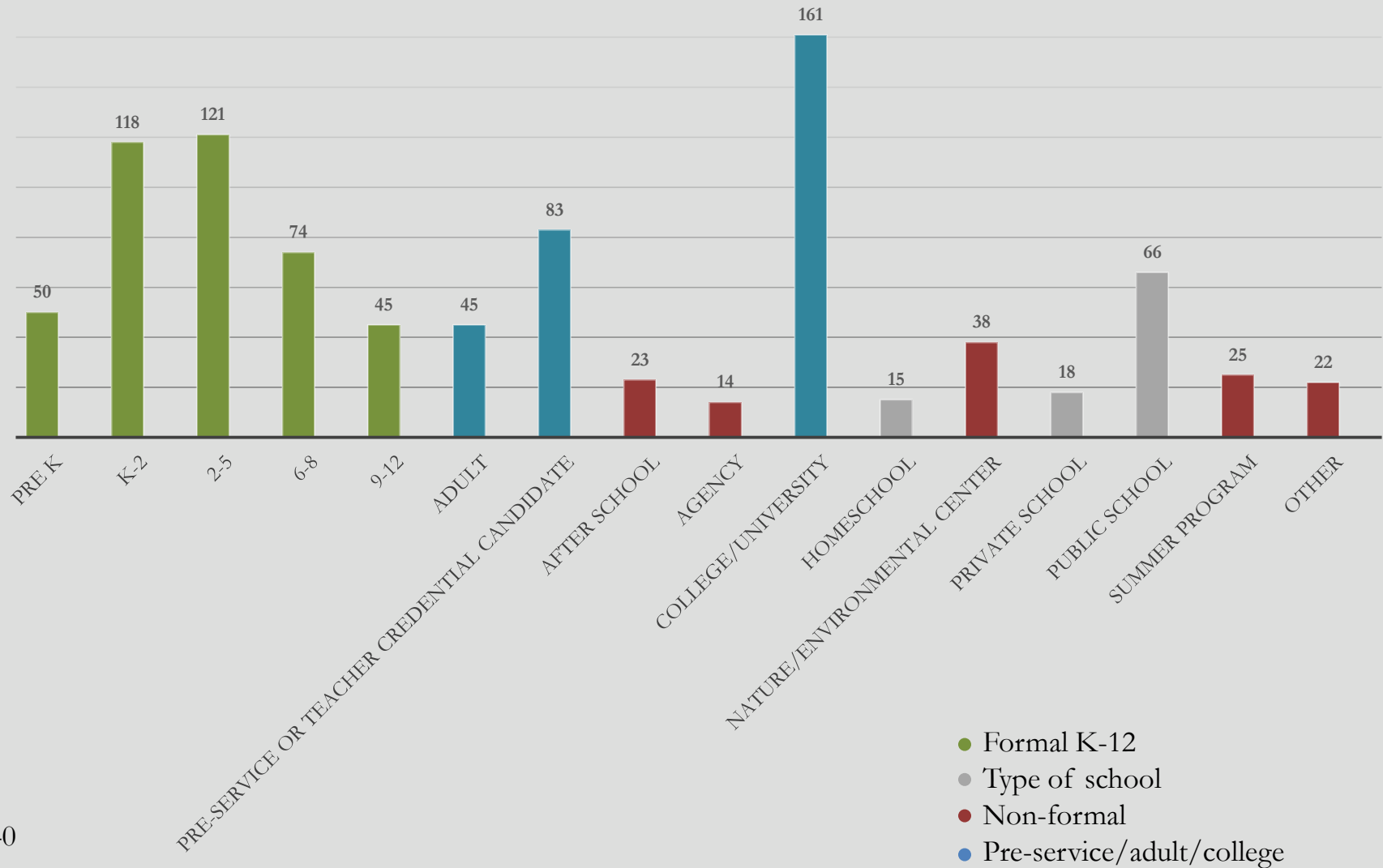
- 47 workshops from 9 states: TN, GA, PA, CO, NJ, WI, WA, ME, TX
- 440 workshop participants

## Data Collected

- Demographics
- Capacity Building
- New Skills
- Planned use of Project WET

- 90% reported increased knowledge of how to use water resources for teaching.
- 85% said they acquired new skills.
- 91% learned something that will help me with professional knowledge/skills.
- 96% said students will learn from Project WET activities
- 89% would recommend a Project WET workshop.
- 87% intend to be a better water steward as a result of the Project WET workshop.

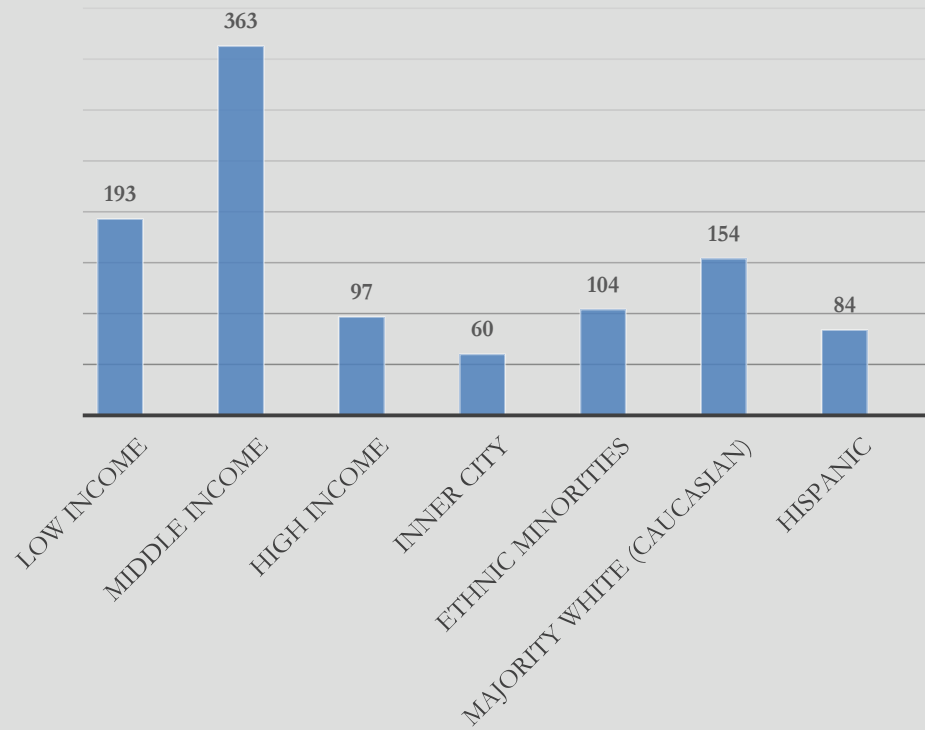
# Educational Setting



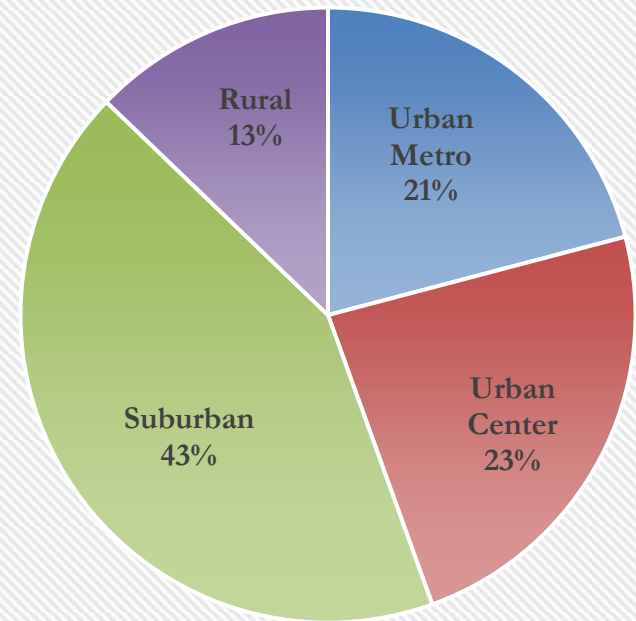
N=440

# Demographics

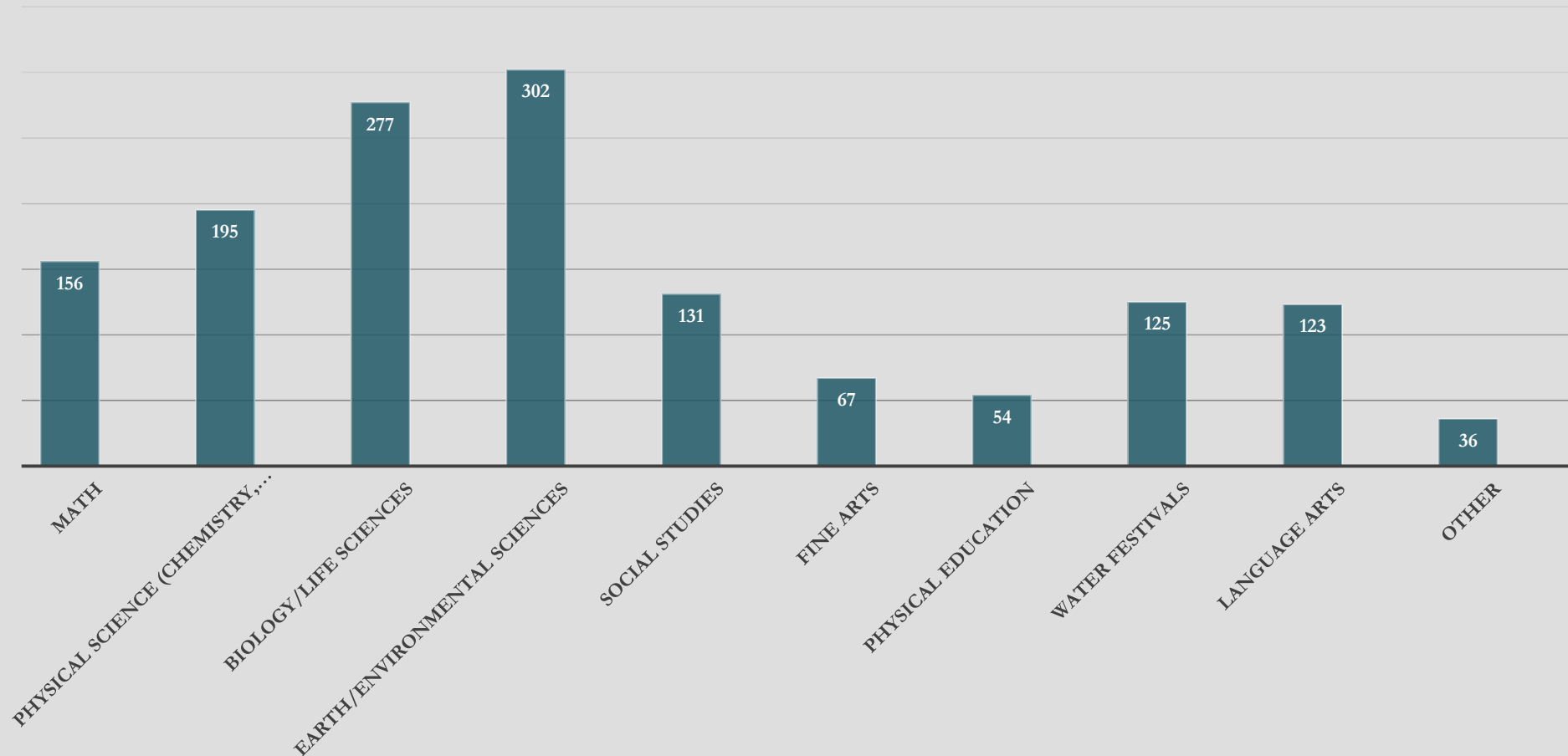
## Educators' Students



## School Setting



# In which subjects will teachers use Project WET?



N=440





# Project WET Foundation Impact in 2016

## Training

- Number of people trained: **15,316**
- Number of hours of training: **106,586**

## Capacity Building

- Number of groups/organizations benefiting from education materials developed: **1,224**
- Number of individuals benefiting from education materials developed: **2,667,818**

## Improved Skills/Education

- Percentage reporting increased knowledge after education programs and training: **90%**
- Percentage who would recommend education programs and training to others: **93%**