



2022 Network Report

Project WET

Project WET network partners accounted for most of our educational reach in 2022. In-person trainings were back in swing after Covid-19 forced trainings to go virtual in 2020--65% of the network primarily held in-person trainings in 2022 compared to only 32% in 2021. The number of new educators trained in 2022 decreased by thousands This could be from post-Covid burnout and high teacher turnover since 2020. On the other hand, the number of new facilitators trained was up from the last couple of years suggesting a focus on local network building in 2022.

Project WET began advanced trainings to the U.S. and Canadian network on environmental justice (EJ); diversity, equity, and inclusion (DEI); and indigenous inclusion for non-native educators in 2022. These trainings have proven effective as most educators reported learning about EJ (89%), DEI (84%), and about indigenous inclusion (59%) in Project WET workshops.

The audience in Project WET virtual trainings differed from the mostly in-person audience reported by Coordinators—more K-5 and university-based educators in virtual trainings versus more early childhood and non-formal educators reported by the mostly in-person network.

3.4 MILLION
PEOPLE EDUCATED
BY THE PROJECT
WET NETWORK

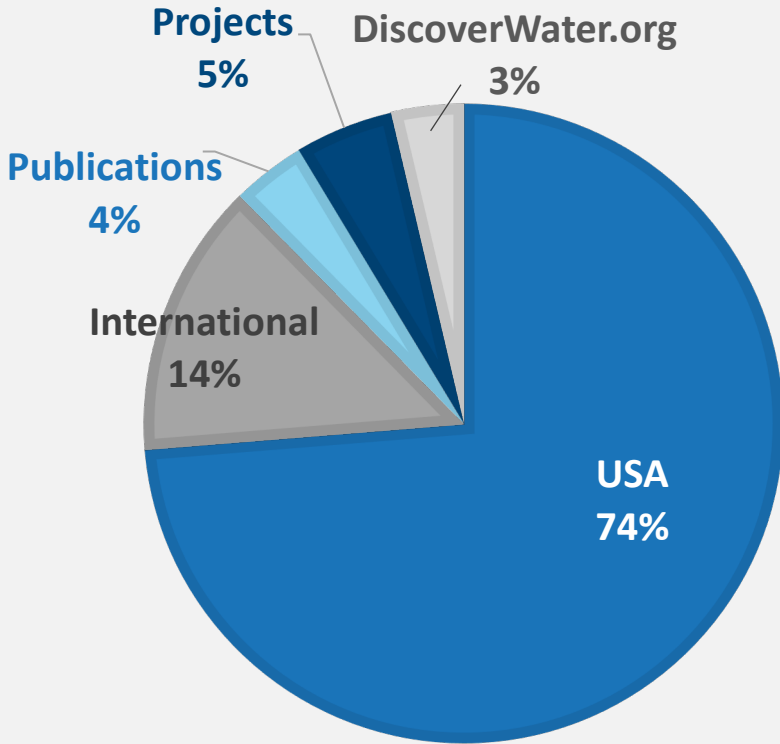


“[I will] remove the idea that some lesson plans are not well suited to talking about environmental justice, and instead offer solutions for connecting EJ, hard science, social science for various audiences.

[I will] include some treatment on how to approach environmental justice for audiences that may be harmed by or benefiting from environmental injustice.”

~Project WET Educator after attending a workshop

Network Educational Reach



96 network Coordinators
accounted for
88% of Project WET's
educational reach.



Project WET Training Reach

1,163 Facilitators

7,810
New Educators Trained

49,169
Educators



3.4 Million
Students

Training Workshops



**531
WORKSHOPS**

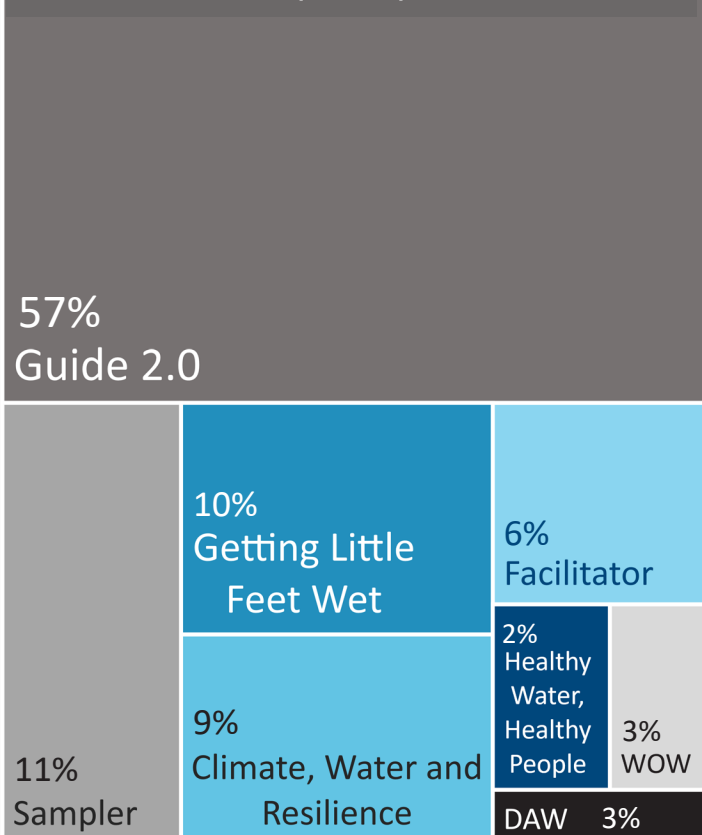
86 International
431 USA

**90% of
educators
acquired
new skills at
workshops**

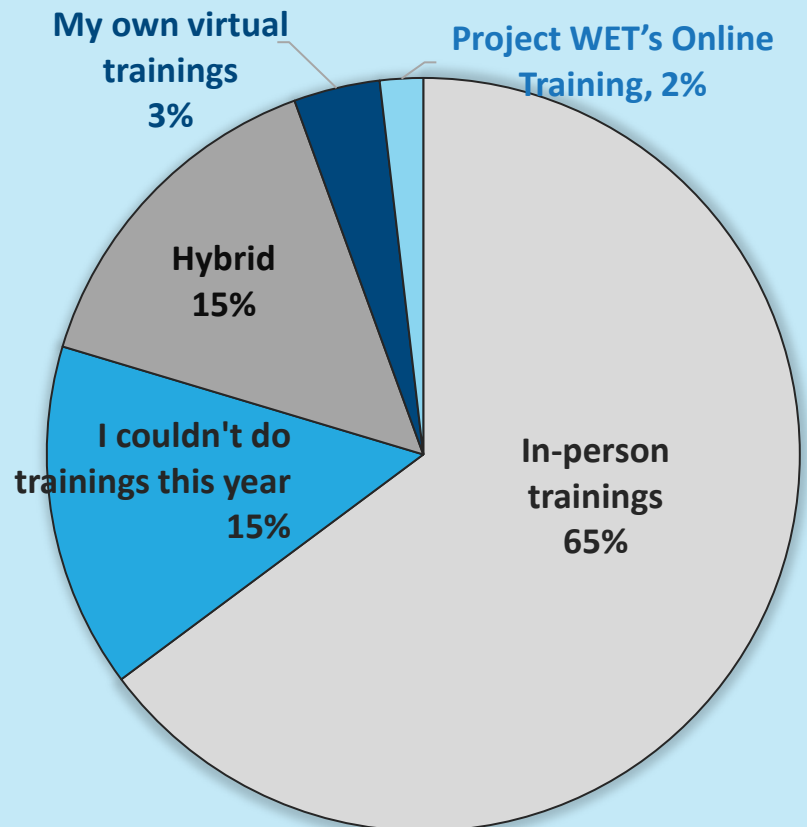
“Project WET not only gives me many activities to incorporate into the classroom, it also gives me confidence in my abilities and makes it much easier to plan programs especially when having to teach different grade levels. Thank you!!”

~ Educator after attending a workshop

Types of Workshops (USA)



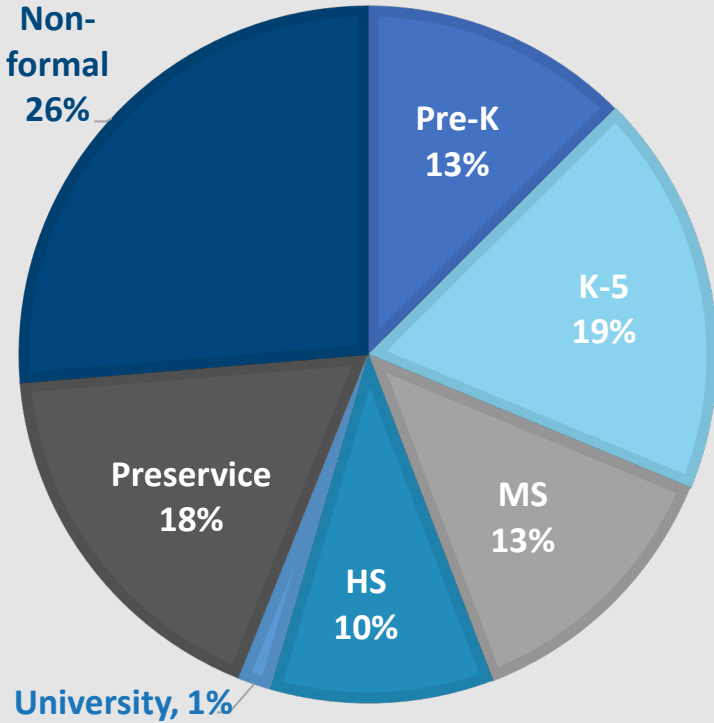
Delivery of Workshops (USA)



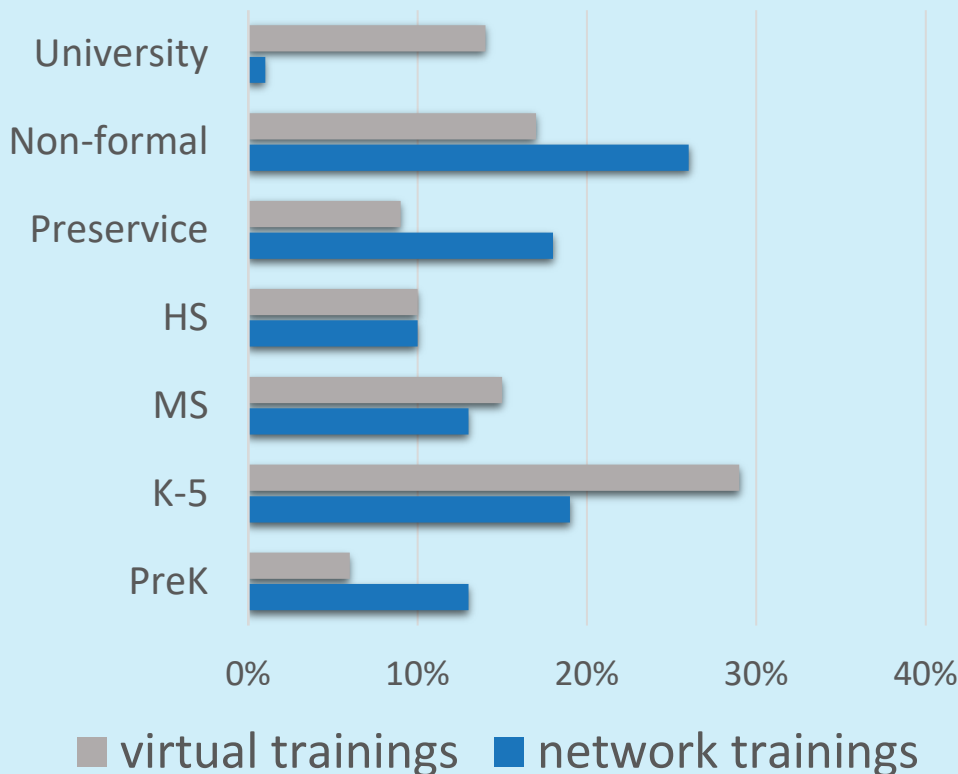
Types of Educators Trained



USA EDUCATORS TRAINED



Each year, most of the educators that Project WET trained were pre-K to 12 educators. The trends show that in-person training is more popular with early childhood and non-formal educators while virtual trainings—which tend to be more flexible—are more popular with K-5 and university settings.



BUILDING INCLUSIVITY

89% learned about EJ

84% learned about DEI

59% learned about indigenous ecological knowledge

56% aware of indigenous knowledge of watershed

72 WATER FESTIVALS